

# OREGON WOOD WORKS

PRESIDENT'S MESSAGE

## Change For Safety

More changes for the better. The Board has decided that anyone who wants to work in the shop must attend the FREE Safety &



Gig Lewis

Orientation presentation. This is presented twice a month and it is open for up to 15 members at a time. It is so that all users of the shop have a minimum safety awareness. Yes, this is part #1 of the Green Card process. Members will receive a "White" card after the presentation and you will need to wear this to work on Community Projects, Guild Build projects, or for classes using any of the machines. This FREE presentation is for the safety of all the members who use the shop. You do not need to get a Green Card if you are taking classes or working on Community Projects or Guild Build projects.

We are still looking for more volunteers for the Gathering of the Guilds, which will be held on the weekend of April 24<sup>th</sup>. Contact Ariel Enriquez at arielyphyllis@gmail.com.

We are also helping with the SkillsUSA high school contest, which measures the ability of shop students on a National

(Continued on page 3)

# Channeling Roubo

Schwarz greatly influenced by 18th century author

As a teenager, Chris Schwarz sat next to his father driving to a worksite where his family was in the late stages of constructing a second home using, like the first, only tradition hand-tools and methods. As they rolled through the Arkansas countryside to the 5,000-square-foot dwelling, his father said, "Someday you'll do something like this."

At the time Schwarz wasn't so sure. After a childhood of hand saws, bit braces and chisels, his sights were set on college and a career in writing. But his father's words proved prophetic.

More than two decades after that car trip, Schwarz is recognized as a hand-tool expert craftsman and a noteworthy woodworking author and historian who has rediscovered long-forgotten methods and reintroduced them to a new generation of mainstream woodworkers.

On April 9 Schwarz will share his hand-tool experiences and insights with area craftsmen and craftswomen at the Rose City Works in the Multnomah Village neighborhood of Portland. His talk starts at 7:00 p.m. and is free and open to the public.

His discussion is entitled *The Unwritten* (Continued on page 2)



Chris Schwarz, a chair come to life

NEXT PROGRAM — THURSDAY, APRIL 9, 2015 7:00PM

## THE UNWRITTEN HISTORY OF FURNITURE

Rose City Works (former Village Industrial Artists), 8020 SW 35th Ave, Portland

Christopher Schwarz is contributing editor to Popular Woodworking, publisher of Lost Art Press and the author of numerous books on subjects ranging from workbenches and hand planes to campaign furniture. Two events at two different locations in Multnomah Village mark the evening.

- ♦ A special "Come Meet Chris Schwarz Open House" will be held at the Guild shop from 2 PM to 5:30 PM. This is an opportunity to get to know him in an open environment.
- ♦ From 5:30 to 6:30, grab a bite to eat locally and join us at 7:00 with social time beginning at 6:30. The location will be at Rose City Works, (address above)

Chris' latest book in progress carries the title, Furniture of Necessity. This is his term for "furniture for the rest of us." Furniture without the fancy dovetails, veneers, carving and inlays, but sturdy enough to have withstood the test of time. His research going back a few hundred years, examines surviving examples of the furniture and the tools and techniques used in its construction. The book is scheduled to be released late next year. He will share Chapter 1 from Furniture of Necessity in the evening program.

## SCHWARZ GREATLY INFLUENCED...

(Continued from page 1)

*History of Furniture* and much of it will center on a man who lived almost 250 years ago named André Jacob Roubo or, as Schwarz sometimes calls him, simply, Andre. Roubo was a renowned Parisian carpenter and master cabinet maker but his legacy stems from his work as an author and illustrator.

"I challenge anyone to read (his) books and not come away changed as an artisan," Schwarz stated in an email with *Oregon Wood Works*. "Roubo documented the complexity of the craft at the time, which is advanced technology compared to today's woodworking. We have regressed."

Originally published in 1769 by the French Académie des Sciences, Roubo's *L'Art du Menuisier* (The Art of the Joiner) was a woodworking treatise of three volumes and more than 1,000 pages of descriptions and hand-drawn illustrations of what were then the modern processes for pre-industrial carpentry, furniture- and carriage-making and garden structures. His work nearly drowned in obscurity with the advent of the Industrial Age but it came up for air when it was republished in 1977 and again in 1982.

Schwarz cited Roubo's work in his ground breaking book, *Workbenches: From Design And Theory To Construction And Use*. From that book Schwarz launched what is likely the most lauded bench design in recently history based on Roubo's designs more than two centuries before called simply a Roubo bench. With a leg- and tail-vice, it has become the contemporary standard for woodworking benches. On a smaller scale, Schwarz discovered in Roubo's writings the polissoir, a finishing tool that looks like the handle of a whisk broom and is used with bee's wax to finish bare wood. And the doe's foot: a notched batten that secures work on a bench without the aid of a tail vise. These are just a few examples in a long list of discoveries gleaned from Roubo's writings and put forth by Schwarz.

"What's most fascinating is that, while we will see this as a book on traditional work, it wasn't intended to be that," Schwarz stated in an email with *Oregon Wood Works*. "Roubo explains how almost everything was built. But he also seeks to advance the trade by suggesting better ways to build. You might agree or disagree with his methods, but its great reading for the wood nerd."

As it stands, even language-savvy wood nerds would have a hard time deciphering Roubo's master piece as it was written in eighteenth century French. But Schwarz and his team of French language scholars, editors and writers have

taken on the challenge of translating *L'Art du Menuisier*.

Schwarz's publishing company, Lost Art Press, debuted *Roubo on Marquetry* at the 2013 Woodworking in America show. During the last two years Lost Art Press has been "hard at work" finishing *Roubo on Furniture*, which Schwarz describes as being almost twice as large as *Roubo on Marquetry*, "and it is more general – I think more people will take a chance on this book than on the marquetry volume."

Through his writings, Schwarz has put Roubo's techniques in the hands of mainstream woodworkers, but his own



Chris Schwarz, simple construction makes sturdy furniture

ideas on woodworking will also leave lasting impressions. For example, in his book *The Anarchist's Tool Chest* – a book that makes the case that you can build almost anything with less than 50 quality hand-tools -- he answers the question, which power-tool comes first? For the hand-tool worker Schwarz says it's not the table saw but the portable planer. "Why?" he writes in *The Anarchist's Tool Chest*. "Because surfacing lumber to thickness is the absolute most time- and energy-consuming job in hand-work... (A portable planer is) cheap, accurate, durable

and leaves a surface finish that beats what you get from a big industrial planer."

Though he's known as a hand-tool guy, Schwarz has no disdain for power tools.

"Machinery, when properly used, is like having some noisy apprentices," he writes in *The Anarchist's Tool Chest* (Lost Art Press). "You have to always be the one in control. You have to know how to direct them. And you never ever let them take charge of the shop."

Additionally, he doesn't believe there is a cultural divide between hand-tool and power-tool users.

"Some (hand-tool users) choose hand-tools because the path has no electricity," he stated in an e-mail with *Oregon Wood Works*. "Hand-tool woodworkers are younger, but they are in the craft for the same reason we all are: To make things with their hands and their minds."

A special "Come Meet Chris Schwarz Open House" will be held at the Guild shop at 7634 SW 34th Ave. from 2 pm to 5:30 pm. It's described as an opportunity to "meet and greet" Schwarz before the Guild program meeting. Schwarz will then speak at the Rose City Works, 8020 SW 35th Ave., in Multnomah Village, approximately two blocks from the Guild shop.

## CHRIS SCHWARZ EVENTS, APRIL IN PORTLAND

CHIP WEBSTER

Christopher Schwarz, long-time editor and now contributing editor to Popular Woodworking, will be visiting the Guild for a series of events beginning April 9 and running through April 12, 2015.

Chris has been writing a woodworking blog continually since 2005. He covers the world of hand work, plus he writes about building furniture, visiting tool makers, and his travels. Long a woodworker of traditional techniques, Schwarz is dedicated to restoring the fine hand woodworking skills that have slowly disappeared from woodshops in the latter half of the 20th century. He is a firm believer in the role traditional tools play in the modern shop.

Chris is also the publisher of Lost Art Press and the author of numerous books on subjects ranging from workbenches and hand planes to campaign furniture. His newest book in the works is about the furniture of necessity. Chris will be presenting some of his findings about early furniture design and how it was made.

### Meet and chat—April 9, 2:00pm

A special “Come Meet Chris Schwarz Open House” will be held at the Guild shop from 2 PM to 5:30 PM. This is an opportunity to “meet and greet” Chris before the Guild program meeting.

### On your own—April 9, 5:30pm

After the open house and before the evening program, you can grab a bite to eat locally.

### Guild Monthly Program—April 9, 6:30pm

Join us for the evening presentation, which will be held at Rose City Works, 8020 SW 35th Ave., in Multnomah Village, just a few blocks from the Guild shop. This is formerly the Village Artists just south of Garden Home Road.

### Wooden Try Square Class—April 10

In his book, *The Anarchist’s Tool Chest*, Chris Schwarz explains why he prefers a wooden try square to the finest square made of metal. In a one-day class “Make a Wooden Try Square with Chris Schwarz” on Friday, April 10, he will lead students in making a wooden try square, in the historical design of Andre Roubo.

The latest book being researched and written by Chris has the working title, *The Furniture of Necessity*. It focuses on the furniture found in the vast majority of homes - plain but sturdy stuff.

Chris will explore the evolution of the furniture and also the tools used in its construction, from about 1400 up to the present time. A tool chest built in this style would not be made with dovetails, but would be done with hand-cut joints and assembled with cut nails.

### Tool Chest Class—April 11,12

In a two-day class “Make a Tool Chest for New Anarchists with Chris Schwarz” Saturday and Sunday, April 11 and 12, Chris will lead students through the construction of a tool chest “of necessity.” In keeping with the language of his earlier book, he is calling it *The Tool Chest for New Anarchists*. It also would make a nice blanket chest.

### Fund Raising Dinner—April 10

The Guild will also be hosting a fundraising dinner Friday evening, April 10, featuring a private evening with Chris Schwarz and other noteworthy local leaders in the wood-working community. The event will be held at Elder Hall, a communal gathering space behind Ned Ludd. The address is 3929 Northeast Martin Luther King Junior Boulevard, Portland, OR 97212.

The fee for the fundraising dinner will be \$145 per person with a no-host bar. Attendees will receive a receipt for the donation portion. See the website under Programs for additional information and to register

## PRESIDENT’S MESSAGE

*(Continued from page 1)*

basis. We will be having the contest on Saturday morning, April 18<sup>th</sup>. Some Shop Attendants are needed to help monitor the students at each machine. Contact David Suryan at [bdsuryan@gmail.com](mailto:bdsuryan@gmail.com).

The Guild will have a booth at the Clackamas County Fair in August where kits prepared prior to the event will be available for the young attendees to “build” and take home from the fair. Larry Wade would like to have some members help him prepare the wood for this project. Contact Larry at [lpwade@gmail.com](mailto:lpwade@gmail.com)

We are still working on getting the specifications for a new dust collection system,

The Annex is getting better organized with various types

of storage for your projects, and for the Guild’s own storage needs.

The last of the 30 chests of drawers on the Open House Ministries community project have been delivered. We had 20+ members working on this project over the 3+ years that it took to finish. A really GREAT job by all the members that helped.

Speaking of community projects, we are looking for more. We will do all the labor on a project for other non-profit organizations. They will need to supply all materials and fee for the use of our shop. We can use our sources to help get good prices on the lumber and other supplies.

## CHRIS SCHWARZ DINNER

ALEXANDER ANDERSON

This April 10th, the Guild is hosting a fundraising dinner with Christopher Schwarz. The dinner will be held at beautiful Elder Hall in the North Portland phenomenal restaurant, Ned Ludd. This will be an opportunity to meet with and talk with Chris about his thoughts on work benches, tool chests, and running a boutique specialty publishing house that cuts no corners with their reprints and new work on the subject of woodworking.

Tables will be positioned so that everyone can hear and be heard. We will have the hall to ourselves, so that conversations can be had without the music drowning out the words. Truly, a time to geek out with others that are passionate about woodworking.

The event space is a fitting place to host a dinner with Schwarz, a fan of the shaker style, as the walls are wood paneled and the whole space has a very home-like nature to it.

Chef Jason French has planned a delicious dinner that starts with Rabbit Rillettes on fennel crackers with a tarragon mustard, then moves to a pea and hedgehog mushroom ragout. Served in a sea of delights sure to keep your appetite awake and alert for the main course. The main dish will be of olive-brined leg of lamb, served with peas and their tendrils and an olive relish! Delicious! Then after dinner comes coffee and the caramel bread pudding, with chocolate hazelnut ice cream and cocoa nibs!

Absolutely phenomenal food, great guests including some local notables in the woodworking world, and it all benefits our Guild! We are hoping to make this into a very successful fundraiser for the guild, I hope you can join me on April 10th as we welcome Christopher Schwarz to the Guild of Oregon Woodworkers for a wonderful dinner together.

Tickets to this event are only \$145, and it is tax deductible! An evening like this does not come along every day, you are sure to get your money's worth for this contribution to the Guild. Please email

[alexander@madronestudio.com](mailto:alexander@madronestudio.com) to save a ticket or call at 503-593-4423.

Payment can be made using Pay-Pal or by check made out to Guild of Oregon Woodworkers. Please mail checks to event coordinator, Alexander Anderson 8900 B NE Vancouver Way Portland Oregon 97211



## GREEN CARD: ANOTHER VIEW

BOB OSWALD

The process to acquire a Green Card to work in the Guild shop is described on the website under Our Shop, To Use the Shop. Use a fast link on the home page.


We recently introduced a new way to acquire *partial* use of the shop without having to go all the way through the process for all machines. You must still attend a free Safety & Orientation meeting. But if you attend a Machine Skills class, the table saw for example, you can be certified to use the table saw in the shop.

A progression of badges will let the Shop Attendant on duty know where you are qualified. The flow looks like this, ultimately achieving full use of all machines in the shop.



Blank white cards with core tool placeholders are stored at the shop

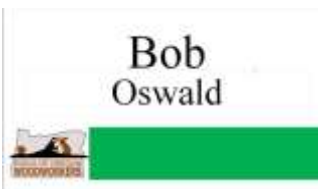
Blank white cards in folder



Take a Machine Skills class and obtain certification on that machine.


When all dots are filled –OR– you take the HOST, you get a full Green Card.

One machine certified



Full Green Card (core tools)

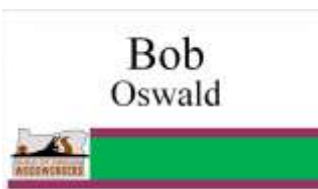
Core Tools: Shop Attendant



Additional training on advanced tools earns certification on that tool.

Passing all advanced machines earns the highest certification, all machines, Green Card with Purple stripe.

Add one advanced tool



Qualified on all tools

All Tools: Shop Attendant

Shop Attendants minimum certification is on all core tools.

## DUTCH RUSH—BEFORE SANDPAPER

LEE JOHNSON

Whenever and wherever I've had the chance to look closely at decorative woodcarving from before the 20th Century, whether it be the incredible work from the Goddard/Townsend Rhode Island gang, Affleck's Chippendale out of Philadelphia, or even the stunning work of Grinling Gibbons from 1600's London, it is obvious that it was smoothed after carving. And often smoothed right down to being burnished.

One simply doesn't get that done with carving tools. Carving tools leave facets, no matter how small. Nowadays, we smooth out the facets with fine needle files and then very fine sandpaper before burnishing. But how the devil did they do it before they had that equipment?

I've heard various theories over time: sharkskin (which can be rough as 220-grit garnet paper), cloth or leather charged with pumice and/or rottenstone, fine riverbed sand (sharp-edged silica particles; sea shore sand particles are too smooth) and other, more far-fetched balderdash. (Like their hands were so rough they just rubbed with their own skin - bosh!)

I've never believed the shark-skin theory - inadequate supply problem; rubbing with loose abrasive would have badly rounded the work, and most of the master carving is too crisp for that stuff; likewise with cloth or leather charged with abrasive - too much crispness in the old carvings.

The question had become for me one of those things I put in the murky backwaters of my synapses, assuming that I would never know. They did it somehow, but it's lost. Don't spend energy on the unknowable.

But it turns out there is an answer. It was done with a weed. Dutch Rush; *Equisetum hyemale* for you botanists. Here's the short story of how I found out:

Over the holidays, I went to London as a gift to myself for my 60th birthday (I'm accepting congratulations and gifts only if they're really cool) to see some of the carvings by the shop of Grinling Gibbons, the 1600's granddaddy of all delicate floral carving. Some of his stuff is in the Victoria and Albert Museum, and it turns out that the V&A did a major exhibition of his work in 1998.

Along with the exhibition, they produced a book of his work, life & times (which cost me double because of our weak dollar, that's another story) written by a Mr. David Esterly (reference below.) Esterly must be a fine woodcarver because he was called in to help repair damage to Gibbons's carvings at Hampton Court following the 1986 fire.

Esterly talks about puzzling out how the Gibbons work was smoothed, which it obviously was, and discounted the sharkskin, rottenstone, fine riffler theories. He says,

"The only clue was a distinctive repeating pattern of four or five parallel striations, just visible to the naked eye on many of Gibbons's surfaces,"

This clue eventually led to the rejection of other candidates and the discovery of Gibbon's finishing device: Dutch rush, a small, leafless, primordial, plant composed of a single stalk, jointed like bamboo. This relative of the horsetail grows on sandy soils. It has the remarkable property of taking up silica in nutrient form and depositing it in nodules on its ribbed surface, thereby turning it into something like fine glasspaper [sandpaper to us Americans].

Imported in large quantities from the Low Countries and

sold in bundles in London markets, Dutch rush (or 'scouring rush' or 'pewterwort' among many names) had a multitude of scouring, cleaning, polishing, smoothing and edge-sharpening uses for metal as well as wood; it has long been used by musicians for shaping the reeds of their wind instruments, and by Japanese lacquerers for polishing their work. More to the point, there is reason to believe that finishing techniques based on *Equisetum hyemale* were in general use for wood sculpture and ornament before the 19th Century. Carefully examined, the surfaces of such work often reveal a telltale pattern of small parallel scratches.

So there you have it. I am willing to bet that should ship manifests putting into Philadelphia, New York and Charleston in the 1700 and 1800's be examined, we would find bales of Dutch Rush, much of which probably went directly to the furniture shops there. But that's a bit of study for another day.

(Reference: Grinling Gibbons and the Art of Carving, David Esterly, V&A Publications, 160 Brompton Road, London SW3 1HW, ISBN 185177 2561.)

(Note: This is a lovely book, but at 19.95 GBP, plus shipping, it would probably cost 50 to get in hand. Perhaps your local bookstore can order it for you.)

## WHO IS LEE JOHNSON?

BOB OSWALD

Who knows why our brains leap off in unusual direction. Mine seems more prone than many to do that. Working on thoughts to fill another page of this newsletter, Lee Johnson came to mind. Don't know why. And I realize that over half of the Guild members today know little about our history.

Lee left us March 21, 2011, the fourth anniversary. It seemed fitting to honor the memory of this wonderful man by reprinting an early story of his in this March 2015 issue, very ironically from the March, 2005 issue.

Lee served as President of the Guild from 2006 to mid 2008 when I took over the role to set him free.

Long-time members will remember him as an incredible mentor. He had a vast knowledge of woodworking in many dimensions. His skill as a carver was very widely known and every piece of furniture he built include awesome embellishments like that pictured. The furniture he built was always commission, and often priced in the \$20,000 range. Lee invented the "box wine social" to show his latest work when it was completed. Many of us came in awe, to listen to Lee point out all the mistakes.

I remember him well for his devotion to the Golden Ratio, deriving it, teaching it, using it.



Show and tell at Hardwood Industries

## JOHN DUBAY, GOOD FRIEND

BOB OSWALD

Jan. 18, 1931 - Jan. 24, 2015

I must announce, in keeping with a tradition, albeit sad, that another of our members and a past president, John DuBay has hung up his shop apron and taken on a higher calling.

When I joined the Guild ten years ago, George Dubois was aggressively rebuilding the Guild into what it is today, a group of woodworking enthusiasts open to people of all skill levels. John DuBay was vice-president at the time.



John DuBay



A love of life

While only ten years older than me, he always struck me as grandfatherly, even back then. A very kind man, soft spoken with a twinkle in his eye. He was definitely a gifted craftsman. I attended a few meetings at his home in Salem and the furniture present was clearly of exemplary quality.

John succeeded George as president and served two years, 2004 and 2005. He always wrote insightful arti-

cles for the newsletter, a man of many talents, he drew on a large number of life experiences.

A forester for the first part of his life, he later earned a law degree and became the first county counsel in Jackson County. I remember how he debated issues, always logical, always with a point like a lawyer would.

Those were good days, John, and I'm delighted to have served on the Board with you then, and to have been a friend. God speed, John.

## WOODWORKING COACH

HELP WANTED

### Woodworking Coach for Retirement Community in Tualatin

Kristen, the Activities Director, has asked for someone to visit and coach woodworkers. If interested and for questions please give Kristen a call.

Kristen Van Tuyl  
Activities Director  
Marquis Tualatin Assisted Living  
p. 503.612.5504  
kevantuyl@marquiscompanies.com

## ALERT: A PROGRAM CHANGE

GARY WEEBER

We know that one constant in life is change. After serving as the Program Chair for the Guild for the past 2+ years, Jim Madaras has stepped down. The work that Jim did as Program Chair was exemplary, performing his duties with warmth, caring and excellence. He will be missed in this role. I have agreed to follow Jim...and Jim leaves mighty big shoes to fill.

I am a hobbyist woodworker and am convinced that daily I learn more than I previously knew about woodworking (and perhaps life in general). I do not have a professional background in woodworking in the Portland area and so my personal knowledge of the woodworking community and potential program targets is limited. Fortunately, I am surrounded by individuals that know more than I do...and that means YOU.

I hope that collectively we can continue the history of fine meeting programs provided by the Guild. I can't begin to tell you how much I look forward to your respective insights, thoughts and suggestions. Here are some questions to consider?

*What would you most like to see in Guild meeting programs?*

*What general suggestions do you have regarding Guild meetings and what might make them even more valuable to you?*

*Do you have knowledge of anyone that might be a valuable resource as a program presenter?*

I believe that everything we do centers around how to make the Guild experience of value to you as a member. Programs are certainly part of that experience and therefore I welcome your input.

You can contact me at [siweeb@gmail.com](mailto:siweeb@gmail.com) or 503-680-3827. Our success as a Guild depends on all of our collective contributions and I look forward to receiving your suggestions and support in this new challenge.

Jim...thanks for everything you did!

## CALENDAR MANAGER NEED

GIG LEWIS

The Guild Shop Scheduler manages the shop schedule, fielding all shift requests from members for special projects and events, coordinating with Community Project leaders and the Education Committee, reassigning unused placeholder shifts, and arbitrating to maintain the priorities for shop use as established by the Board. The latter mainly consists of ensuring that the shop is available for open shop member use for at least the minimum number of weekly shifts shown in the master scheduling template.

The scheduler needs to be comfortable and detail-accurate in using Google Calendar, including creating and managing repeating events, private and public settings, and busy and available settings. Training and assistance is definitely available. Contact David Dunning at [david@dunningraph.com](mailto:david@dunningraph.com)

# CHANGES IN THE SHOP

DAVID DUNNING

Effective March 27th, members at our monthly shop attendants meeting agreed to a new Open Shop shift policy. Shop attendants will now go to the shop for at least an hour at the beginning of shifts they've signed up for, whether or not there are any shop user reservations. The attendant will stay for at least an hour if they have no shop users present. Members wanting to drop in are **strongly encouraged** to consult the lower shop calendar on the shop user signup page ("Scheduling Signup" in the Our Shop section of our website) and contact the shop attendant on duty to let the attendant know to expect them, especially if they will be coming in late. We hope that this new policy will encourage shop users to simply drop in on short notice, increasing shop usage and improving convenience for our members. We are happy to report that our very first shift under this new plan did indeed experience a drop-in shop user!

SAs provide their phone and email address when they sign up. This information is available in the calendar referenced in the announcement, and shop users are also directed on the signup page to that information. We ask on the SA signup form that SAs put their phone number in the same field as their name, so that it shows up on the lower calendar without needing to click on their name. Most SAs do this now.

# DOCUMENT ROUNDUP

GARY WEEBER

"Here a document, there a document. Everywhere, a document." With the advent of the Guild Shop two years ago, we experienced a necessary and incredible growth of documents in order to provide written direction to operations. We discovered a few months ago, however, that documents were stored on multiple computers; we had multiple documents on the same subject (various versions); and we frequently could not find what was needed in an expedient fashion. We had documents stray all over the range.

We are now 'rounding up' these documents and determining which need to be kept as is; which need to be updated; and which need to be discarded. The plan is to then have the masters placed on an internet drive. Once there, all members will be able to view the documents but only certain Guild positions (the current person in that position) will have the authority to remove, add or update the documents. We also will create a version number system that will help to clarify the current version. Once completed, members will be given instructions on how to access the documents.

Pretty exciting stuff, yes? Not. But, it should help us all access information more easily and ensure that we are all operating off the same page. Keep those doggies rollin'.

# CHANGES ARE AFOOT

BOB OSWALD

Did you notice a new look on the front page this month? Production of a monthly newsletter typically involves finding content and fitting it into the existing mold. Part of the monthly ritual is the challenge of moving things around, making articles line up, deciding if like stories should be grouped or separated. It's a video game on paper.

After ten years of following the format laid down a decade ago, a new, external influence surfaced. Joe Zauner, a new Guild member, commented to me about putting some new punch into the newsletter. "Make it pop" were his words as a whole new vocabulary streamed forth, totally foreign to me. Hammer headline, drop lines, three-deck, italics no-bold The list goes on. I have the good fortune of the Internet to look up newspaper terms and try to keep up. Joe has a newspaper background, one that I would like to further explore. In forthcoming issues you might see more changes.

I also want to say a too seldom said thank you to Janet Setness, wife of Guild member Bill Shockey, who

has been proof reading this journal monthly for several years now. My challenge is to send to her an issue with nothing further to do. Never happens.

Thank you to both of you for helping make the Guild a better place.



## GATHERING OF THE GUILDS 2015: APRIL 22-26

ARIEL ENRIQUEZ

This year's show is less than 30 days away. Guild members have three ways to be a part of this event.

The **Member's Booth** – Open to all members; here is an opportunity to sell your work via a group booth. We provide the venue where you can put your wares up for sale. No jury to get in and zero up-front costs to you but, if we sell it, the Guild takes a 15% cut of the action. Sound good to you? Contact Jim Madaras for full details. ( [james@madaras.us](mailto:james@madaras.us) or 503-754-5622)

The **Mega-Show-n-Tell** – This year we're hosting a space where any member can put their work on display for three days. This is not a contest or an avenue to sell your piece. This is an unabashed display of pride by you presenting your creations to the world. Zero

cost to you! No jury to please! If you're up for this then contact Roger Crooks for full details.

([racrooks@comcast.net](mailto:racrooks@comcast.net) or 503-616-0923 )

**Volunteers needed** – Donate just two hours of your time working at the show. From load-in to show time to load-out, our Guild's volunteers provide the most essential and most appreciated support that makes GOTG an annual success. Meet top-flight artisans from craft Guilds that will simply amaze you. If you're a people person then you'll love being one of our volunteers. No prior experience needed! Our five day schedule will provide an opportunity for even the busiest member to support this event. If you can help, contact me for details. ([arielyphyllis@gmail.com](mailto:arielyphyllis@gmail.com) or 503-286-4828).

## BEGINNER'S SIG

BOB SOKOLOW

The Beginners special interest group (SIG) meets on the third Wednesday of the month. We are preparing a series of new SIG topics. Please keep an eye on the SIG area of the website for current information. The meetings start at 7:00 PM with social time at 6:30, at the Guild shop unless otherwise noted. Please bring questions and any projects you are working on for show and tell.

The March meeting featured Larry Wade and Dennis Dolph giving a very good introduction to drilling, the uses of different hand and electric drills, drill bits, plug cutters, counter sinks and the drill press. There were demonstrations and everyone was able to do hands on drilling using the different tools and bits. Thanks to Larry and Dennis for a very nice review of the topic.

The SIG meeting in April is tentatively scheduled to feature a demonstration on marquetry with Butch Miller. Upcoming meetings may include building a band saw box and a discussion of how lumber gets from the tree to your shop.



## WELCOME NEW MEMBERS

BOB OSWALD

Welcome to our latest new members in chronological order:

Anthony Carr, Blake Schrein, Ken Hall, Robert Plame, Jennie Hogan-Horton, Nicholas Horton, Jacob Cogger, Tarek Younes, Kyle Tobin, Marc Quenneville, Sid Sutherland, Charles Van Meter, Omar Abdulhadi, Annie Findley, Steven Aamodt, Bill Kemnitzer, Adam Meisenhelder, Darin Molnar, Jimmy Brick, Paul Spitzer, James Kelly, Mark Jenkins, Sarah Jenkins.

We hope you'll make a regular appearance at the monthly programs. We're happy to have you with us. Say hello to an officer at the next meeting so we can get to know you.

## AMATEURS SELL AT GOTG

JIM MADARAS

Guild non-professional members, this is a reminder that you can promote and sell your woodworking items in the "Members Booth" at the upcoming Gathering of the Guilds. The cost to you is only 15% of the sales price, and only if you sell the item.

I have heard from a few of you about items you are planning to bring to the booth. Thank you for this early input. If you are planning on bring a piece or two and have not informed me yet, please let me know soon about the size(s) so I can plan the space accordingly.

My email address is [james@madaras.us](mailto:james@madaras.us) if you have any questions.

The process is simple: bring the items you want to display/sell to the Convention Center - Hall A on Wednesday, April 22, 1:00-7:00pm or Thursday, April 23, 9:00am-7:00pm and I will get you set up.

**NOTHING GETS IN ON FRIDAY.** You set the price and we'll put a tag on your item(s). I do need you to pick-up any unsold items on Sunday, April 26, between 5 & 6 pm.

## \$60 CREDIT

ROGER CROOKS

I had questions from a few members at the recent Guild program about HOST fees. Specifically about credit towards purchase of shop time cards.

- ♦ HOST Credit - The best way to do this is to pay your \$150 and then send me an e-mail asking for your \$60 HOST refund and I will send you a check.
- ♦ Apparently some Shop Attendants have paid the \$60 HOST fee. Contact me for a refund.

## BOARD MEETING MINUTES

THE BOARD OF DIRECTORS

The Board of Directors of the Guild of Oregon Woodworkers meets monthly before the general meeting. Minutes of this meeting are available on the Guild website at

[www.GuildOfOregonWoodworkers.org](http://www.GuildOfOregonWoodworkers.org)

Click the "Board Minutes" entry under Members Only.



## TABLE SAW SURVEY

BOB OSWALD

Westat, a social research company, working under contract with the U.S. Consumer Product Safety Commission, is looking for table saw owners who use a table saw manufactured since 2009.

To determine eligibility for the study, individuals will be asked a series of questions, including the manufacturer's name, product model number and the serial number of the table saw. Those who meet the eligibility requirements and complete a follow-up 25 minute survey will receive a \$50 check.

We would like to mail you flyers to post in the common areas of your club. If you have a newsletter, we would like to discuss whether this announcement could be included.

If you have any question, please send an e-mail to [table-sawsafety@westat.com](mailto:table-sawsafety@westat.com) or call 1-888-374-4908.

All information you give us will be kept private to the extent provided by law and your members will not be put on a marketing/ mailing list.

Westat Table Saw Recruitment Team  
1550 Research Blvd.  
Rockville, MD 20850

## OPEN HOUSE PROJECT

JOE SANDERS

The dresser project for Open House Ministries is complete. Dresser 30 rolled off the production line and was delivered.

We would like to include anyone who had a hand in completing this large commitment. If you participated in the "Dresser Project" for Open House Ministry, you are invited to attend a celebratory dinner. It is a potluck event and once the list is established, Joe will contact you and work out what to bring. The Guild will provide beverages and utensils.

March 29th. 6pm at Multnomah Arts Center - Unit 5

RSVP: Please let Joe or Don know if you plan to attend.

Joe Sanders at [chiknjoe@me.com](mailto:chiknjoe@me.com)

Don Cline at [dclinesan@gmail.com](mailto:dclinesan@gmail.com)

Celebration details to follow based on participation.



## FROM THE EDUCATION TEAM

NORM BAIRD

### GUILD UPCOMING CLASSES

#### Practicing the Fundamentals with Larry Wade

Apr 4, 9-2, \$50

Larry's shop, north of Beaverton

Coordinator questions to Larry

#### Learn the Art of Wooden Hand Planes with Alexander Anderson

Start Apr 28— end Jun 2, \$460 or \$550

Alexander's Shop and the Guild Shop

Coordinator: Chip Webster

#### Build a Jewelry Box with Bill Bolstad

May 16-17, 9-5, \$275

Bill's Shop, in Talbot

Coordinator: Bob Sokolow

Green Card Classes includes the Safety & Orientation sessions, Machine Skills Classes, and the Hands On Safety Test (HOST) sessions. See the website home page box, center column beneath Classes titled *Green Card Classes*.

On all classes, see the Guild website for registration and details. Contact the class coordinator with questions. All classes are held at the Guild shop unless otherwise specified. 7634 SW 34th St, Portland, OR 97219.

### AFFILIATE UPCOMING CLASSES

See their websites for more details and offerings.

#### Oregon College of Art and Craft

Wooden Boxes

May 29-30

Instructor: Amanda Wall-Graf

#### Northwest Woodworking Studio

The Hand Tool Shop: Dovetails and Steam Bending

Apr 27-May 1

Instructor: Gary Rogowski

#### Portland Community College

SketchUp Basics CRN 27691 \$125

Tuesdays, 6:30-8:30, April 7 - May 12

Willow Creek Campus, free parking

Instructor: Bob Oswald

PCC offers woodworking classes for beginners and basics. Also special classes for women and seniors. Registration for spring term begins on March 4.

The Guild of Oregon Woodworkers is a group of professional and amateur woodworkers committed to developing our craftsmanship. The Guild offers many benefits for members, including:

- Monthly educational programs
- Monthly newsletter
- An education program to help members develop woodworking skills
- Sponsor discounts
- Woodworking shows
- Network of business partners (the key to our development as members and as a Guild, providing additional learning opportunities)
- A woodworking shop with space to rent
- A network of friends

For information on how you can become a member, see the Guild website listed below.

## GUILD OF OREGON WOODWORKERS

10190 SW Washington St., Portland, OR 97225

### CLASSES, SEMINARS, DEMOS, AND SUCH

Northwest Woodworking Studio 503-284-1644, [www.northwestwoodworking.com](http://www.northwestwoodworking.com)

Rockler Woodworking 503-672-7266, [www.rockler.com](http://www.rockler.com)

Oregon College of Art and Craft 503-297-5544, [www.ocac.edu](http://www.ocac.edu)

Woodcraft 503-684-1428, [www.woodcraft.com](http://www.woodcraft.com)

Woodcrafters 503-231-0226, 212 NE 6th Avenue, Portland, [www.woodcrafters.us](http://www.woodcrafters.us)

### THE GUILD IS PROUD TO BE SPONSORED BY:

Barbo Machinery  
Carbide Saw  
Emerson Hardwood  
Goby Walnut Products  
Hardwood Industries  
NW Figured Wood  
Rockler Woodworking  
SawStop  
Woodcraft  
Woodcrafters



### Affiliates:

Northwest Woodworking Studio  
Oregon College of Art and Craft

- ◆ Some sponsors offer discounts to current Guild members.
- ◆ \*\* denotes Scholarship Sponsor



## Guild of Oregon Woodworkers

c/o Bob Oswald  
40639 SW Vandehey Road  
Gaston, OR 97119



**We're on the Web!**

[www.GuildOfOregonWoodworkers.org](http://www.GuildOfOregonWoodworkers.org)